


Anbauanleitung Umrissleuchte


Best.-Nr.: 5 – P129

AL: 1195 - 04

Stückliste / *parts list* :

2 x Umrissleuchte 5 – P129	4 x Schraube M 5 x 20
1 x Anleitung AL 1195	4 x Federring M 5
	4 x U – Scheibe M 5 x 20







2



3



Blaue Kabel an Massepunkt anschliessen !
Connect the blue cables to the ground connecting point !



Rote Kabel an das braune Kabel der Scheinwerferstecker anschliessen.
Connect red wires to brown wire of headlight connectors.

